

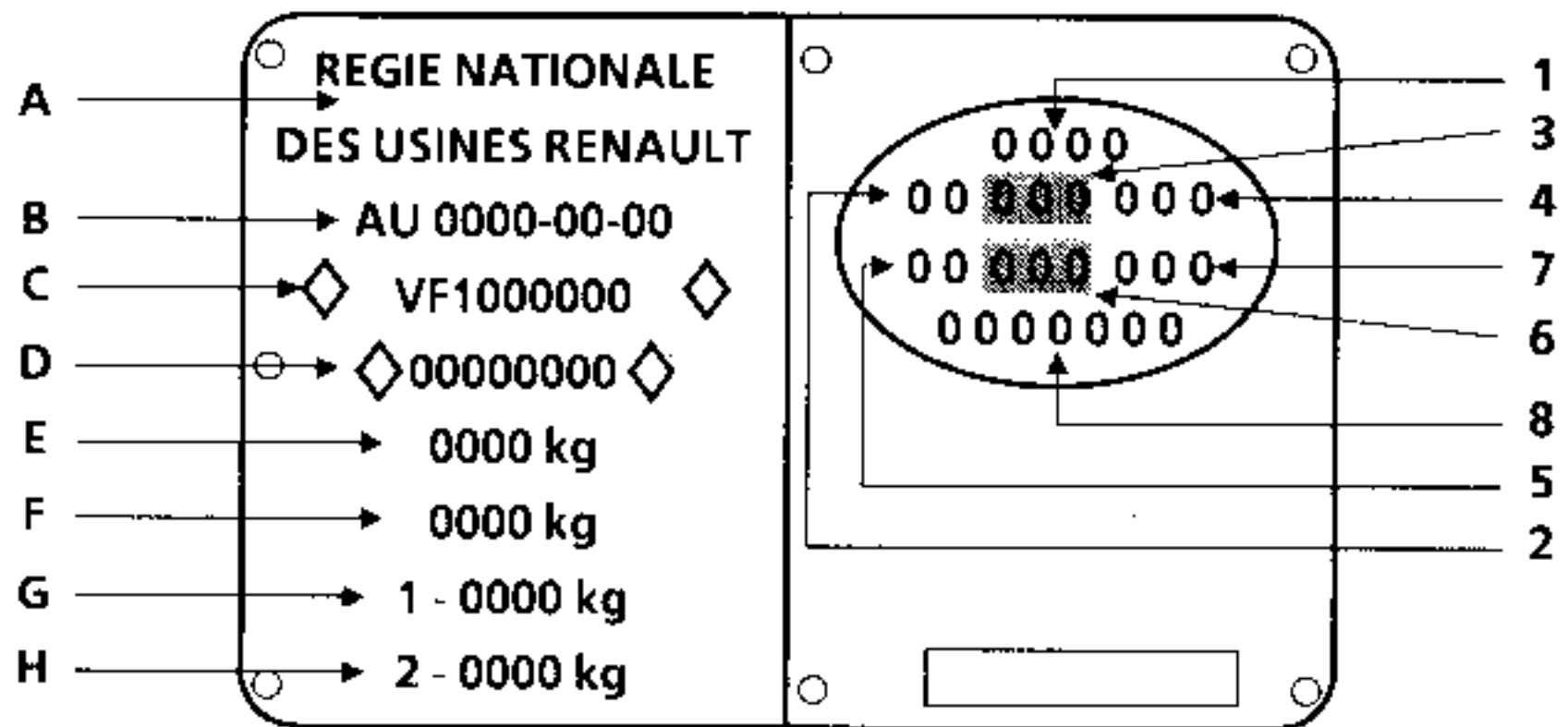
95 915 R'

Dimensions in metres

ENGINE - CLUTCH - GEAR BOX

Vehicle type	Engine		Clutch type	Gear box type
	Type	Capacity		
C063	C3G	1239	160 CPH 2750	JB1

Single plate*



This shows :

- At A : the manufacturer's name,
- At B : the EEC approval number
- At C : the vehicles Type Mines preceded by the manufacturer's world identification code (VF1 corresponds to RENAULT FRANCE),
- At D : the chassis number,
- At E : the maximum permissible all-up weight,
- At F : the maximum permissible total train weight,
- At G : the maximum permissible front axle loading,
- At H : the maximum permissible rear axle loading,
- At 1 : the vehicle type,
- At 2 : the first figure indicates the gear box or heavy options,
the second figure indicates the equipment level,
- At 3 : the technical equipment level,
- At 4 : the factory option accessory equipment,
- At 5 : the trim code,
- At 6 : the paint code,
- At 7 : the equipment level,
- At 8 : a letter designating the factory of manufacture, followed by a fabrication number.

ATTENTION : the 7 characters in the fabrication number cannot be split. For vehicles manufactured before this date, the fabrication number is composed of 7 figures.

* depending on the country of export, certain indications may not be shown: the plate described above shows the fullest amount of information possible.

IMPORTANT : when looking for a spare part, the basic equipment level on the oval plate should be taken into account.


ALLOCATION OF TECHNICAL EQUIPMENT NUMBERS

Good roads		Poor roads	
Left Hand Drive	Right Hand Drive	Left Hand Drive	Right Hand Drive
Series 10X to 49X	Series 70X to 89X	Series 50X to 69X	Series 90X to 99X

X Corresponds to a complementary technical specification

 Safety symbol (observe the special safety precautions when carrying out work)

SPECIAL TOOLING REQUIRED	
Cha. 280 -02	Trolley jack block
Cha. 408 -01	
or	Trolley jack support
Cha. 408 -02	

 If a trolley jack is used, appropriate axle stands must also be used.

Never lift a vehicle with the weight supported under the front suspension arms or the rear axle assembly.

Depending on the type of trolley jack used, use supports Cha. 408-01 or Cha. 408-02 to fit block Cha. 280-02.

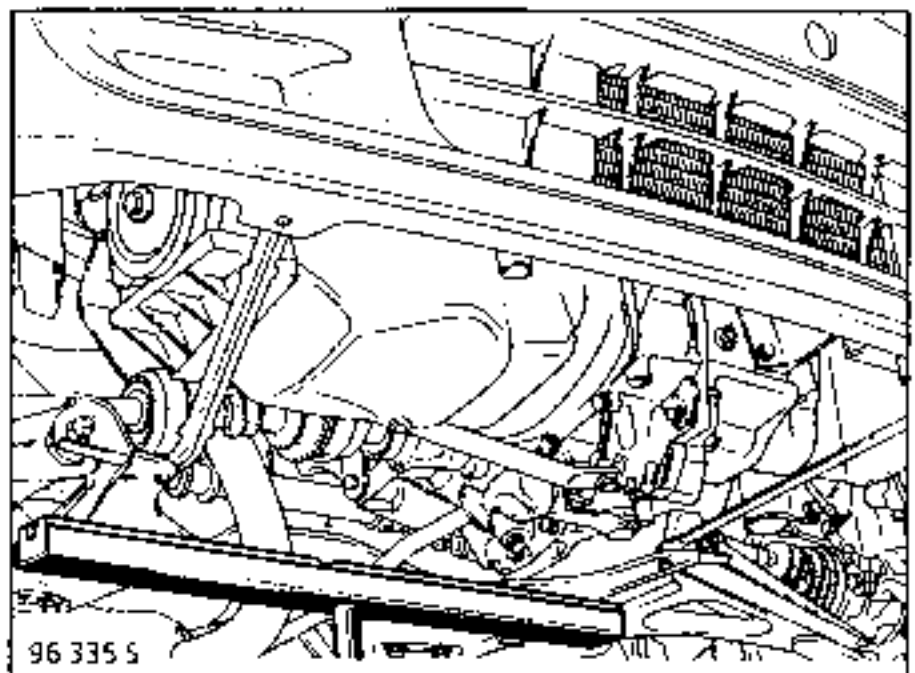
TROLLEY JACK USED FROM THE SIDE

Use block Cha. 280-02.


Take the vehicle's weight under the sill by the front door.

Position the sill strip correctly in the groove on the block.

TROLLEY JACK USED FROM THE FRONT

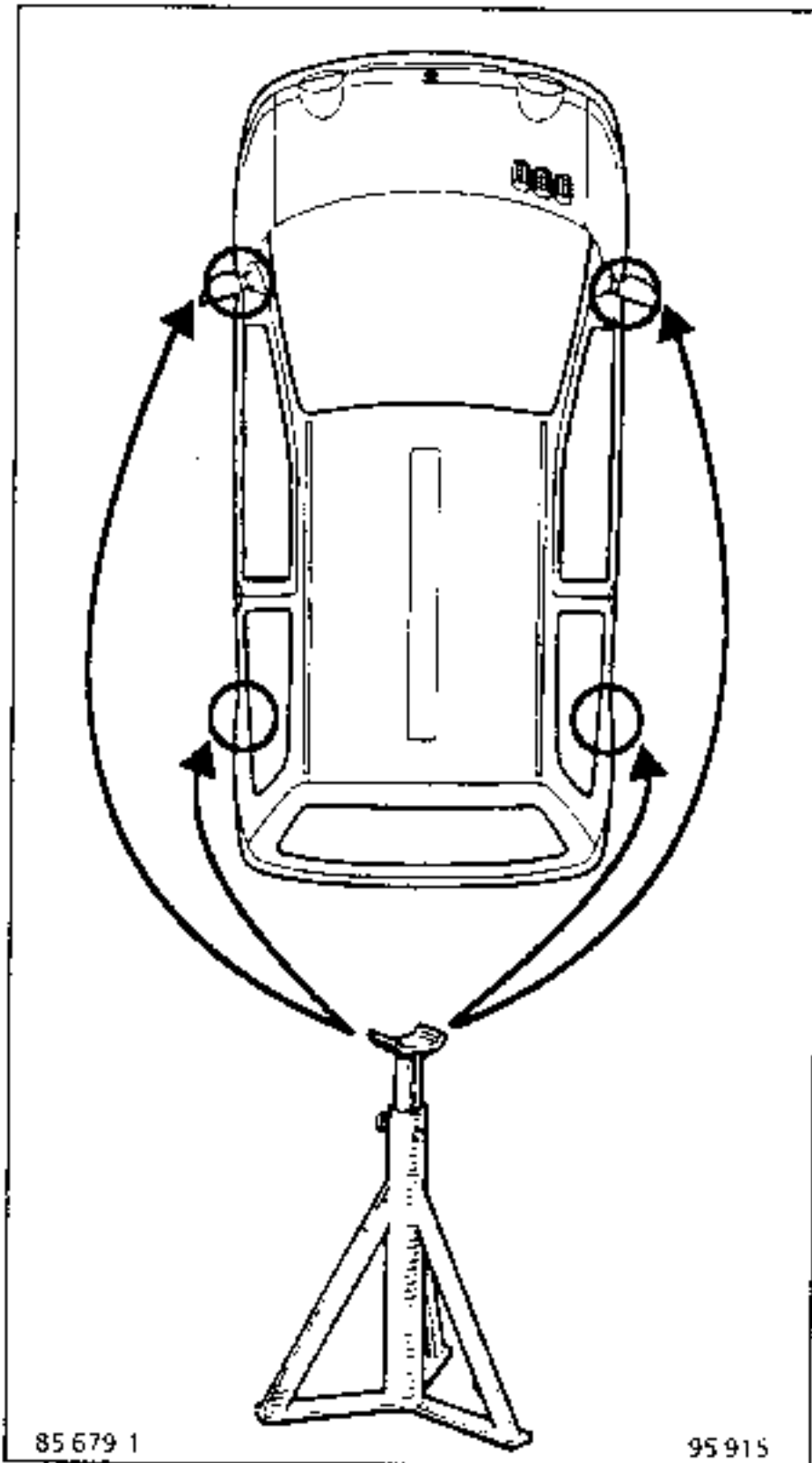


96 335 S



AXLE STANDS

When supporting the vehicle on axle stands they must be positioned as marked below.



ATTENTION take care not to catch the rear left hand brake pipes.

SAFETY ADVICE



There are several cases to consider:

1 - REMOVING COMPONENTS

In general, never use a 2 post lift if a 4 post lift can be used.

If this is not possible, position the lifting pads under the body sill taking care not to catch the rear left hand brake pipes

2 - SPECIAL CASE - REMOVING - REFITTING THE ENGINE AND TRANSMISSION ASSEMBLY

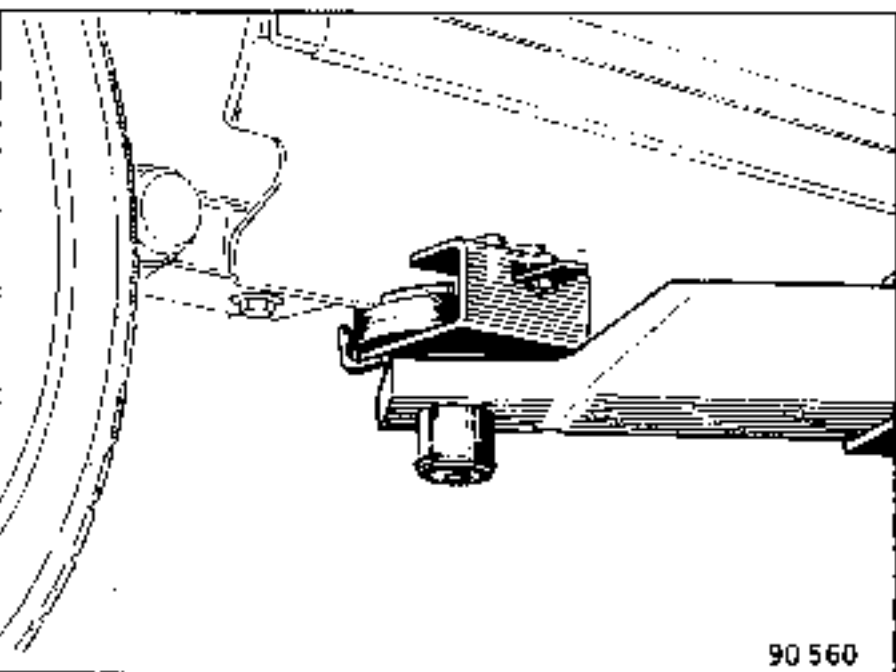
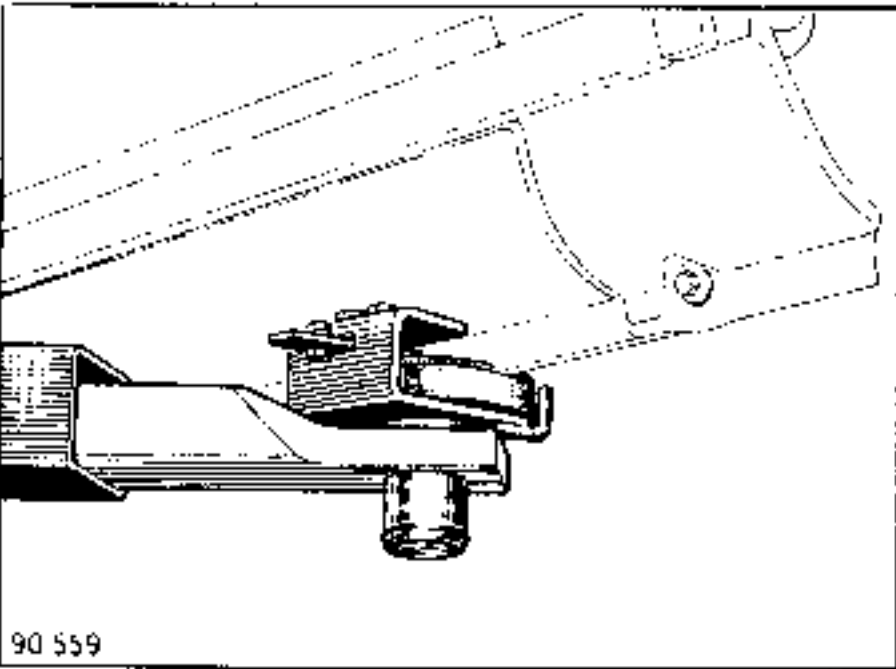
In this special case, the vehicle must be locked onto the arms of the 2 post lift using special pads.

FOG :
Part No. FOG 449 8111 - 449 8411

or

CHEMICO :
Part No.39 2550 0001

These pads must be locked into the holes in the sill strip.

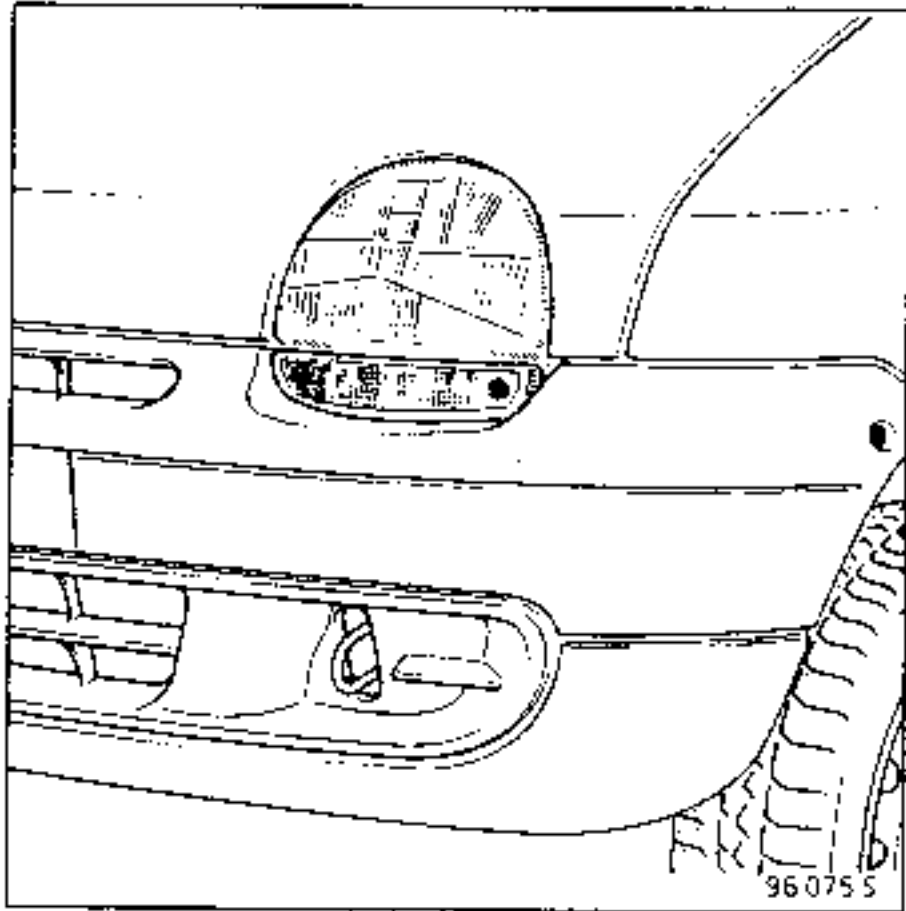


WHEN TOWING THE VEHICLE, OBSERVE THE LEGAL REQUIREMENTS OF THE RELEVANT COUNTRY


NEVER USE THE DRIVE SHAFTS FOR TOWING THE VEHICLE

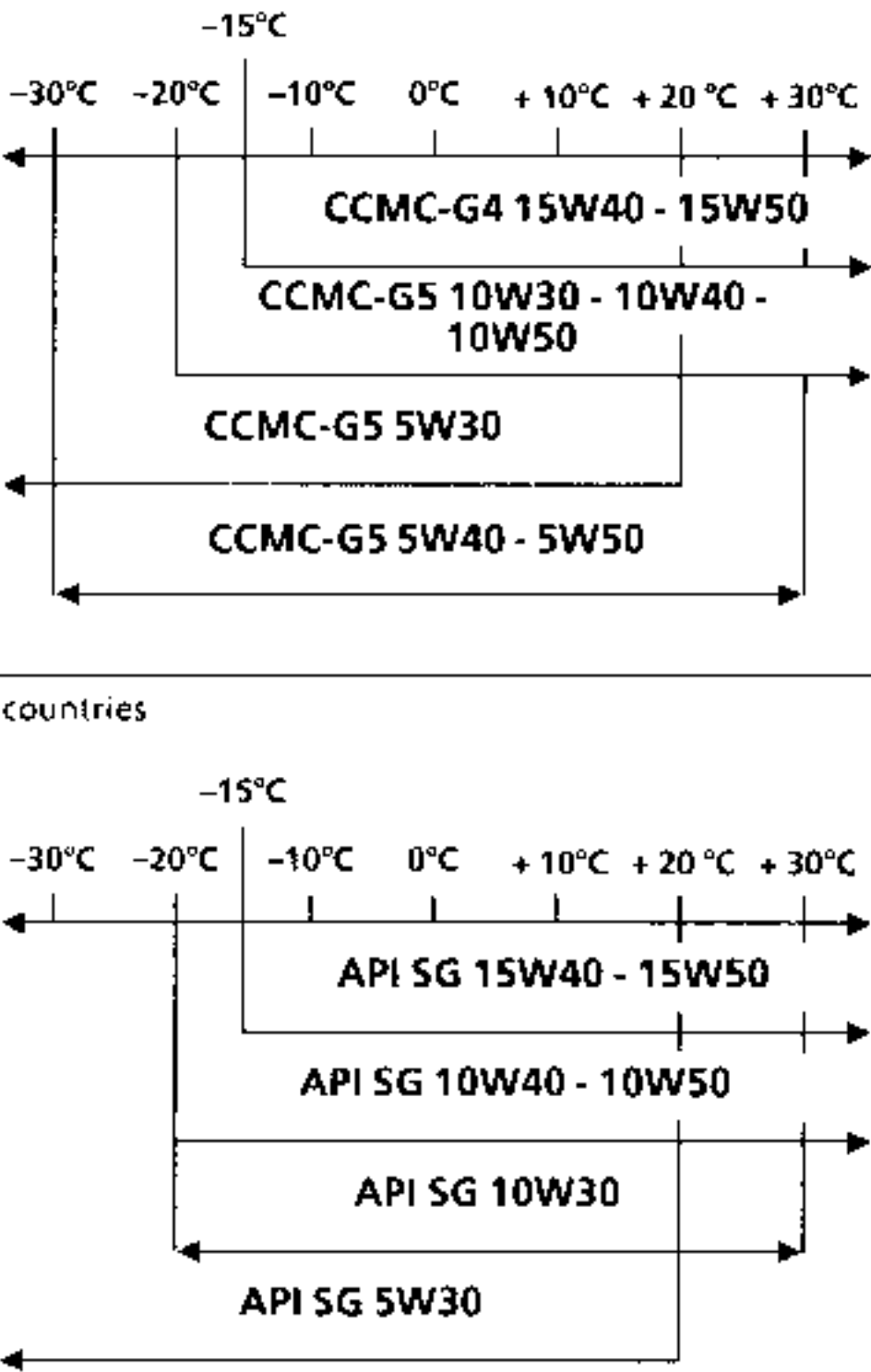
The towing hooks should only be used for towing the vehicle on the road. They should never be used for towing the vehicle out of a ditch, or any other similar recovery operation, or for lifting the vehicle, directly or indirectly.

FRONT



REAR



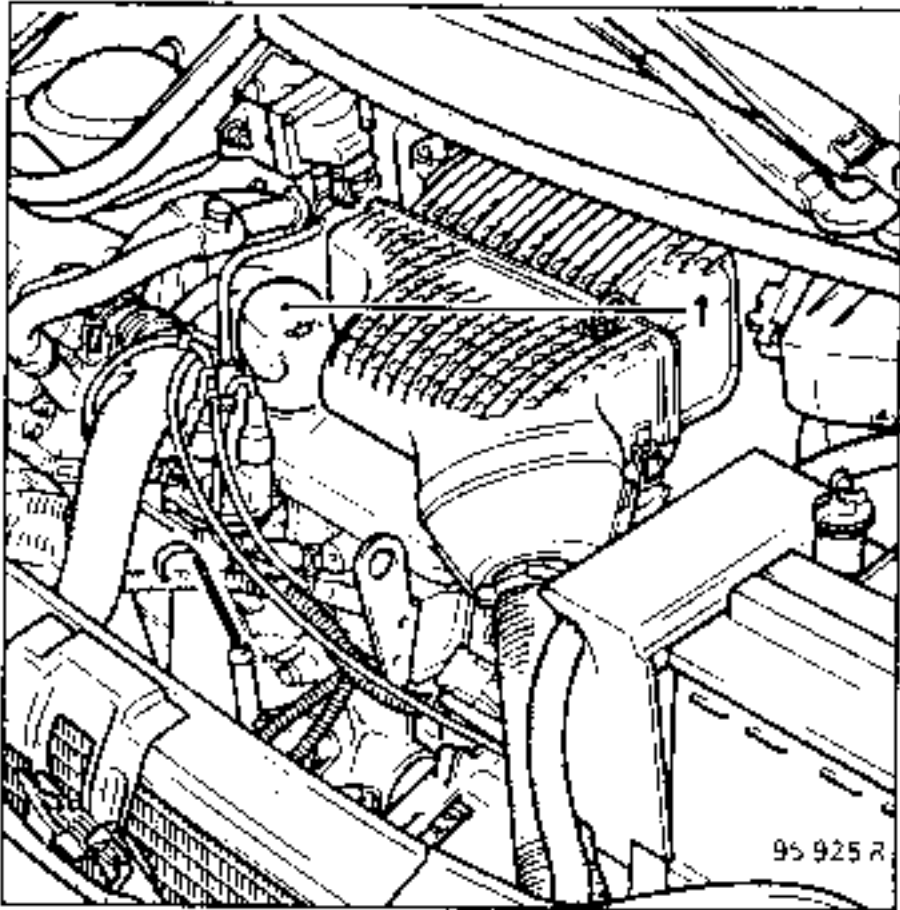
Components	Capacity in litres	Grade	Notes
Engine	For draining 3 (plus 0.5l for the oil filter)	EEC countries Other countries	 <p>The diagram shows two temperature scales from -30°C to +30°C. For EEC countries, the grades and their ranges are: CCMC-G4 15W40 - 15W50 (range from -15°C to +30°C), CCMC-G5 10W30 - 10W40 - 10W50 (range from -20°C to +30°C), CCMC-G5 5W30 (range from -20°C to +20°C), and CCMC-G5 5W40 - 5W50 (range from -30°C to +20°C). For other countries, the grades and their ranges are: API SG 15W40 - 15W50 (range from -15°C to +30°C), API SG 10W40 - 10W50 (range from -20°C to +30°C), API SG 10W30 (range from -20°C to +20°C), and API SG 5W30 (range from -20°C to +10°C).</p>

Components	Capacity in litres	Grade	Notes
Gear box JB1	3,40	TRANSELF B 80 W	(Standards API GL5 or MIL L2105 C or D)
Brake circuit	Normal : 0,7	SAE J 1703 and DOT 3	Brake fluids must be approved by Design Department
Fuel tank	40	Super unleaded 95 or 98	
Cooling circuit	5,5	AL antifreeze (type C) Only add demineralised water	Protection down to - 23°C for warm, temperate and cold climates. Protection down to - 40°C for extreme cold climates

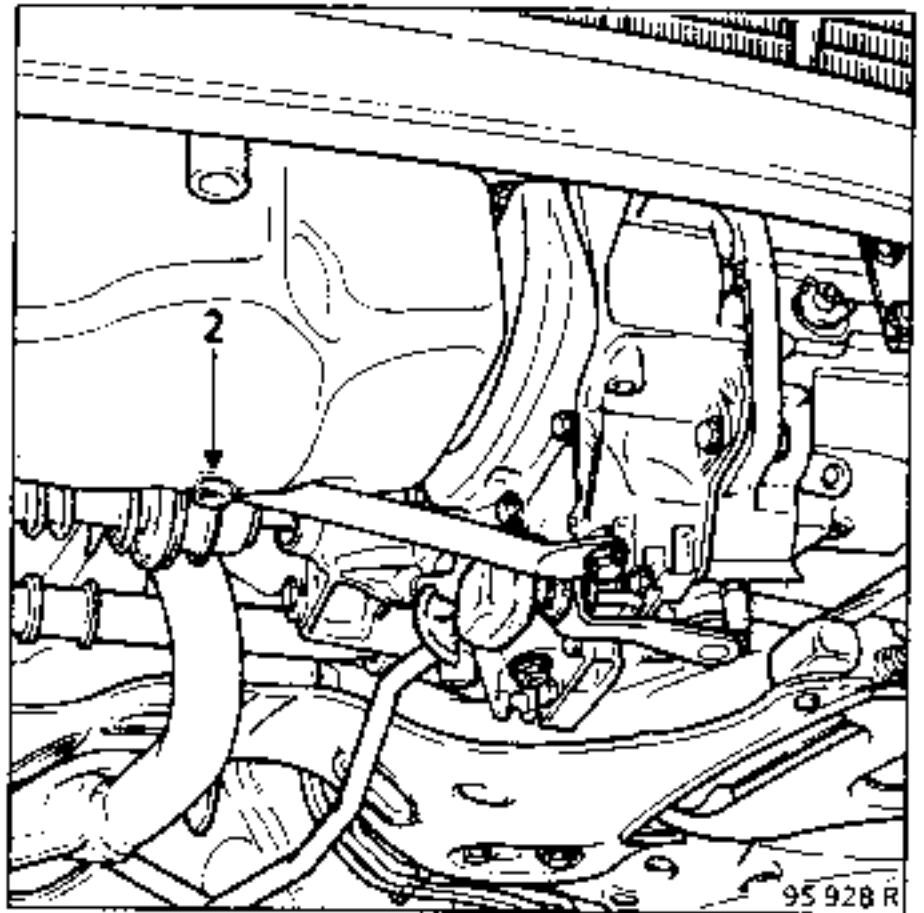
DESCRIPTION	PACKAGING	PART NO.
GREASES		
<ul style="list-style-type: none"> ● MOLYKOTE "BR2" for main bearing journal faces, clutch fork pads, lower arm bearings, torsion bar splines, steering units, drive shaft splines. 	1 kg tin	77 01 421 145
<ul style="list-style-type: none"> ● "ELF MULTI" for lip seals, drive shaft stub axle splines, stud and wheel bolt threads. 	1 kg tin	77 01 022 166
<ul style="list-style-type: none"> ● "MOBIL CVJ" 825 Black star or MOBIL EXF57C for drive shaft seals 	180 g sachet	77 01 366 100
MECHANICAL SEALING PRODUCTS		
<ul style="list-style-type: none"> ● Perfect-seal "LOWAC" seal coating fluid for joints 	100 g tube	77 01 417 404
<ul style="list-style-type: none"> ● Mastic for sealing exhaust unions 	1,5 kg tin	77 01 421 161
<ul style="list-style-type: none"> ● "CAF 4/60 THIXO" HARDENER KIT for sealing the sides of bearing caps 	Kit	77 01 421 080
<ul style="list-style-type: none"> ● AUTO joint bleu sealing paste 	100 ml tube 45 g tube	77 01 396 227 77 01 397 027
<ul style="list-style-type: none"> ● LOCTITE 518 for sealing the gear box housing. 	24 ml syringe	77 01 421 162
<ul style="list-style-type: none"> ● DOSE GURIT Fuel tank gauge sealing 	60 cm ³ tube	77 01 421 164
ADHESIVES		
<ul style="list-style-type: none"> ● "LOCTITE - FRENETANCH" stops bolts coming loose and allows them to be undone. 	24 cc bottle	77 01 394 070
<ul style="list-style-type: none"> ● "LOCTITE - FRENBLOC" bonds bolts 	24 cc bottle	77 01 394 071
<ul style="list-style-type: none"> ● "LOCTITE SCELBLOC" bonds bearings. 	24 cc bottle	77 01 394 072
<ul style="list-style-type: none"> ● "LOCTITE AUTOFORM" for bonding the engine flywheel to the crankshaft. 	50 cc bottle	77 01 400 309

DESCRIPTION	PACKAGING	PART NO.
CLEANING AGENTS - LUBRICANTS		
• "ELECTRONEX" unseizes, lubricates	250 g aerosol	77 01 403 517
• "AGIR 40" unseizes, lubricates	140 ml aerosol	77 01 421 140
• RAVITOL PLUS	2l	77 01 417 424
	10l	77 01 417 425
	30l	77 01 417 426
• Carburettor cleaner	250 ml can	77 01 393 112
	300 ml aerosol	77 01 393 111
• Injector cleaner	Kit	77 01 423 189
• Super concentrated unseizing agent	420 ml aerosol	77 01 407 689
• "DECAPJOINT " (FRAMET) for cleaning aluminium cylinder head gasket surfaces	385 ml aerosol	77 01 405 952
VARNISH		
• "CIRCUIT PLUS" varnish for repairing heated screens	2 g bottle	77 01 421 135
TYRES		
• "TIP TOP" products for repairing tubeless tyres	Combi A kit	77 01 422 846
BRAKES		
• Brake fluid	0,5 l bottle	77 01 395 435
	1 l	77 01 422 241
AIR CONDITIONING		
• Compressor oil	250 ml	77 01 417 655

REFILLING : plug (1)




DRAINING : plug (2)



Gear box

REFILLING : plug (1)



DRAINING : plug (2)

